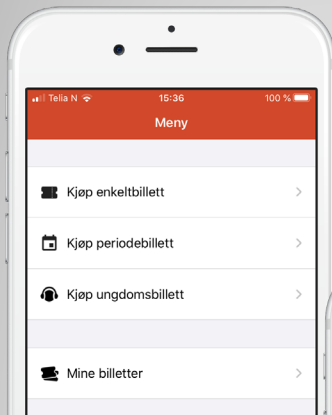


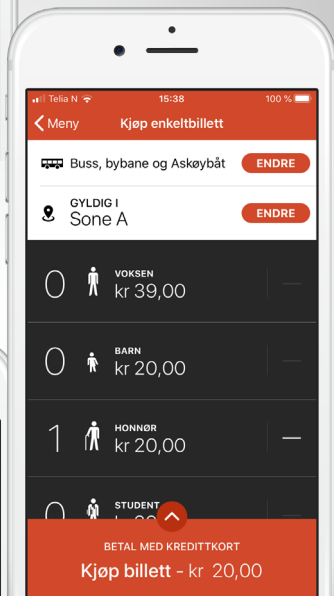
3. No kan du kjøpe billett på mobilen:

For å komme til billettkjøp, klikk på Meny (iPhone) eller menysymbolet (Android) ☰



- Vel enkeltbillett eller periodebillett.

- Hugs å kjøpe billett før du går om bord.



God reise!
Du slepp å syne billetten. Bruk bakre inngang.



Billett-appen har billetter til:

- Alle Skyss-bussar, Bybanen, Askøybåten og alle Skyss-båtane i Hordaland.



Brucar du Skysskort eller kontantar?

Gjer reisa enklare med Skyss Billett-app!

skyss 




Slik kjem du i gang med Skyss billett på mobil:

Fordelar ved Skyss Billett-app:

- Billegare enn å kjøpe billett om bord.
- Du har alltid billetten med deg og tilgjengeleg på mobil.
- Du slepp å gå inn framme ved sjåføren, du kan gå inn bak.
- Du kan sjå kor lenge billetten din varer.

1. Få Billett-appen på telefonen din:

Søk på "Skyss Billett" i app-butikken på mobiltelefonen din. Eller hald mobilkameraet over QR-koden. Då får du ein snarveg til appen.



App Store



Google Play

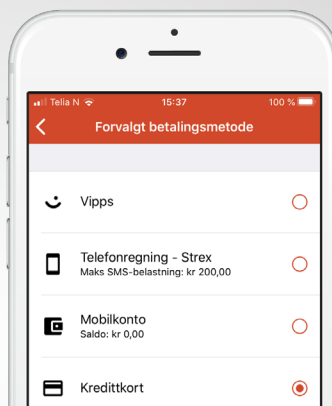
QR-kode:



Skyss Billett

2. Opne appen og kom i gang:

- Logg inn ved å taste telefonnummeret ditt
- Du får tilsend ein kode på SMS
- Vel korleis du vil betale for billettane:



Telefonregning:

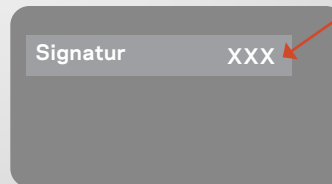
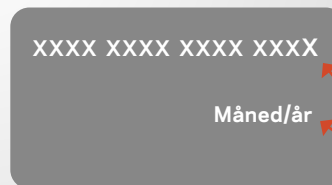
OBS: Ikkje alle abonnement støttar dette. I så fall får du melding om det.

Kredittkort:

Du kan nytte bankkort eller kredittkort.

Registrer kortet:

- Tast inn kortnummeret
- Tast inn utløpsdato
- Tast inn CVC-tal (3 tal)

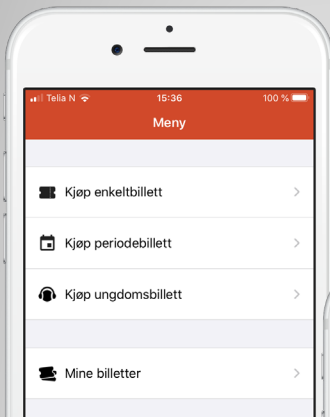


For din eigen tryggleik krevst det BankID fyrste gongen eit kort skal registrerast.

No er du logga inn, og betalingsmåte er registrert. No kan du enkelt kjøpe billett på mobilen.

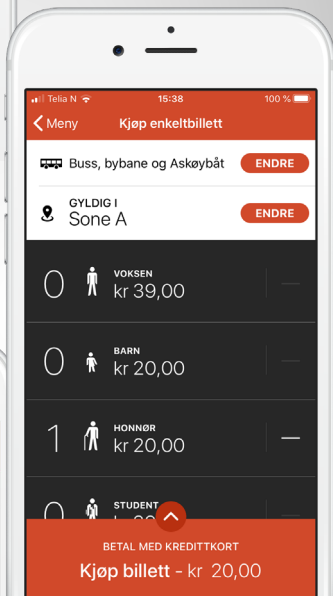
3. You are now ready to buy tickets with your phone:

To buy a ticket, press Meny (iPhone) or the menu symbol (Android) ☰



- Select enkeltbillett (single fare) or periodebillett (season ticket)

- Remember to buy your ticket before you board



Have a nice trip!
You do not need to show your ticket to the driver. Use the rear door.

With the Ticket app, buy tickets for:

- All Skyss buses, the Bergen Light Rail, the Askøy ferry and all Skyss boat and ferry services in Hordaland.



Using a Skyss
Travelcard or cash?

**Try the
user-friendly
Skyss Ticket app!**

skyss 



Get started with the Skyss Ticket app on your smartphone:

Benefits to using the Skyss Ticket app:

- Discounted fare — buying your ticket on board is more expensive.
- Never forget your ticket — it's always available on your phone.
- Use any door — no need to use the front door by the driver.
- See when your ticket expires.

1. How to download the app to your phone:

Search for "Skyss Billett" in App Store or Google Play, or scan the QR code with your device. This opens a shortcut to the app.

Iphone:



App Store

Android:



Google Play

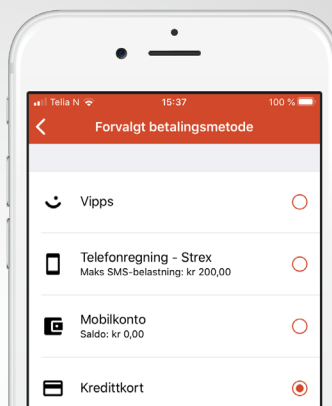
QR-code:



Skyss Ticket

2. Open the app to get started:

- Log in by entering your phone number
- You will receive a text message with a code
- Choose payment method for ticket purchases:



Phone bill:

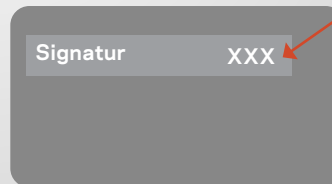
Note: Not all subscriptions support this option. If yours does not, you will receive a notification.

Credit card:

You may use both debit and credit cards.

Register your card:

- Enter card number
- Enter expiration date
- Enter CVC code (3 digits)



For your protection, 3D Secure verification is required the first time you register a card.

You are now logged in, and your preferred payment method is registered. You are ready to buy tickets with your phone.